


| DESCRIEREA STATIUNII SI ARBORETULUI | | | | | | | | | | ELM ARB | P R P | M R E | VAR STA ANI | DM CM | HM M | C L P | A MES TEC | EL AG AJ | PROVE NIENTA | VI TA LI | DENS | | VOLUM | | | CRES HA |
|---|--|--|--|--|--|--|--|--|--|------------|-------------|-------------|-------------------|----------|---------|-------------|-----------------|----------------|-----------------|----------------|------|-----------|-----------|-----------|------|------------|
| | | | | | | | | | | | | | | | | | | | | | CONS | MC/ HA | MC/ UA | MC/ HA | | |
| 90 B 8.77 HA GF: 1-1C SUP: A TS: 4322 TP: 4114 SOL: 3201 Versant ondulat EXPOZITIE: SE INC: 34 G ALTITUDINE: 870 - 1050 M LITIERA: continua-normala TIP FLORA: Asperula-Dentaria Natural fundamental prod. mij. relativ-plurien COMP.ACTUALA: 10 FA COMP.TEL: 10 SORT: FA Gros si mijl.,cherestea VARSTA EXPL.: 110 ani SEM.UTIL: SUBARBORET: DATE COMPL.: Alte date complement. POL: ERZ: LUCRARI EXEC.: LUCRARI PROP.: T.IGIENA | | | | | | | | | | FA | 3 | IN | 160 | 62 | 28 | 3 | I | .6 | RN | S | 0.24 | 127 | 1114 | 0.7 | | |
| | | | | | | | | | | FA | 7 | IN | 90 | 32 | 26 | 3 | | .6 | RN | N | 0.56 | 262 | 2298 | 4.4 | | |
| TOTAL | | | | | | | | | | | | | | | | | | | | | 0.8 | 389 | 3412 | 5.1 | | |
| 90N 1.13 HA GF: SUP: TS: TP: SOL: framintat EXPOZITIE: INC: ALTITUDINE: 990 M LITIERA: TIP FLORA: COMP.ACTUALA: COMP.TEL: SORT: VARSTA EXPL.: SEM.UTIL: SUBARBORET: DATE COMPL.: POL: ERZ: LUCRARI EXEC.: LUCRARI PROP.: | | | | | | | | | | ELM ARB | P R P | M R E | VAR STA ANI | DM CM | HM M | C L P | A MES TEC | EL AG AJ | PROVE NIENTA | VI TA LI | DENS | | VOLUM | | | CRES HA |
| | | | | | | | | | | | | | | | | | | | | | | | | | | |
| TOTAL | | | | | | | | | | | | | | | | | | | | | | | | | | |
| 90V 0.32 HA GF: SUP: TS: TP: SOL: framintat EXPOZITIE: INC: ALTITUDINE: 850 M LITIERA: TIP FLORA: COMP.ACTUALA: COMP.TEL: SORT: VARSTA EXPL.: SEM.UTIL: SUBARBORET: DATE COMPL.: Alte date complement. POL: ERZ: LUCRARI EXEC.: LUCRARI PROP.: | | | | | | | | | | ELM ARB | P R P | M R E | VAR STA ANI | DM CM | HM M | C L P | A MES TEC | EL AG AJ | PROVE NIENTA | VI TA LI | DENS | | VOLUM | | | CRES HA |
| | | | | | | | | | | | | | | | | | | | | | | | | | | |
| TOTAL | | | | | | | | | | | | | | | | | | | | | | | | | | |
| 91 A 18.79 HA GF: 1-1C SUP: A TS: 4420 TP: 4114 SOL: 3101 Versant ondulat EXPOZITIE: SE INC: 19 G ALTITUDINE: 610 - 830 M LITIERA: continua-normala TIP FLORA: Asperula-Dentaria Natural fundamental prod. mij. relativ-echien COMP.ACTUALA: 9 FA 1 MO COMP.TEL: 9FA 1 MO SORT: FA Gros si mijl.,cherestea VARSTA EXPL.: 110 ani SEM.UTIL: SUBARBORET: DATE COMPL.: Alte date complement. POL: ERZ: LUCRARI EXEC.: LUCRARI PROP.: T.IGIENA(T.progresive decII) | | | | | | | | | | FA | 9 | IN | 95 | 32 | 27 | 3 | | .6 | RN | N | 0.72 | 359 | 6746 | 1.1 | | |
| | | | | | | | | | | MO | 1 | P | 90 | 42 | 28 | 3 | I | .5 | NEC | N | 0.08 | 56 | 1052 | 0.7 | | |
| TOTAL | | | | | | | | | | | | | | | | | | | | | | | 0.8 | 415 | 7798 | 1.8 |



| DESCRIEREA STATIONII SI ARBORETULUI | | | | | | | | | | ELM ARB | P R P | M R E | VAR STA ANI | DM CM | HM M | C L P | A MES TEC | EL AG AJ | PROVE NIENTA | VI TA LI | DENS | | VOLUM | | CRE HA |
|--|--|--|--|--|--|--|--|--|--|------------|-------------|-------------|-------------------|----------|---------|-------------|-----------------|----------------|-----------------|----------------|------|-----------|-----------|-----------|-----------|
| | | | | | | | | | | | | | | | | | | | | | CONS | MC/ HA | MC/ UA | MC/ HA | |
| 91 B 5.78 HA GF: 1-5H 1C SUP: K TS: 4420 TP: 4114 SOL: 3101 Versant inferior ondulat EXPOZITIE: SE INC: 33 G ALTITUDINE: 580 M LITIERA: continua-normala TIP FLORA: Asperula-Dentaria Natural fundamental prod. mij. relativ-plurien COMP.ACTUALA: 9 FA 1 PAM COMP.TEL: 9FA 1 PAM SORT: FA Gros si mijl.,cherestea VARSTA EXPL.: SEM.UTIL: SUBARBORET: DATE COMPL.: Alte date complement. POL: ERZ: LUCRARI EXEC.: LUCRARI PROP.: T.IGIENA | | | | | | | | | | FA | 1 | IN | 140 | 46 | 28 | 3 | I | .6 | RN | S | 0.08 | 42 | 243 | 0.2 | |
| | | | | | | | | | | FA | 8 | IN | 80 | 30 | 24 | 3 | | .6 | RN | N | 0.64 | 263 | 1520 | 5.6 | |
| | | | | | | | | | | PAM | 1 | IN | 80 | 32 | 24 | 3 | I | .6 | RN | N | 0.08 | 29 | 168 | 0.2 | |
| | | | | | | | | | | TOTAL | | | 80 | | | 3 | | | | | 0.8 | 334 | 1931 | 6.0 | |
| DESCRIEREA STATIONII SI ARBORETULUI | | | | | | | | | | ELM ARB | P R P | M R E | VAR STA ANI | DM CM | HM M | C L P | A MES TEC | EL AG AJ | PROVE NIENTA | VI TA LI | DENS | | VOLUM | | CRE HA |
| | | | | | | | | | | | | | | | | | | | | | CONS | MC/ HA | MC/ UA | MC/ HA | |
| 91 C 0.92 HA GF: 1-1C SUP: A TS: 4420 TP: 4114 SOL: 3101 Versant mijlociu ondulat EXPOZITIE: SE INC: 19 G ALTITUDINE: 610 M LITIERA: lipsa TIP FLORA: Asperula-Dentaria Artificial de prod. mij. echien COMP.ACTUALA: 4 MO 4 PAM 2 LA COMP.TEL: 4MO 4 PAM 2 LA SORT: MO Gros,cherestea VARSTA EXPL.: 90 ani SEM.UTIL: SUBARBORET: DATE COMPL.: POL: ERZ: LUCRARI EXEC.: LUCRARI PROP.: INGRIJIREA CULTURILOR | | | | | | | | | | MO | 4 | P | 5 | | | | | 3 | I | NEC | N | 0.32 | | | 0.3 |
| | | | | | | | | | | PAM | 4 | P | 5 | | | | | 3 | I | NEC | N | 0.32 | | | 0.3 |
| | | | | | | | | | | LA | 2 | P | 5 | | | | | 3 | I | NEC | N | 0.16 | | | 0.3 |
| | | | | | | | | | | TOTAL | | | 5 | | | 3 | | | | | 0.8 | | | 1.1 | |
| DESCRIEREA STATIONII SI ARBORETULUI | | | | | | | | | | ELM ARB | P R P | M R E | VAR STA ANI | DM CM | HM M | C L P | A MES TEC | EL AG AJ | PROVE NIENTA | VI TA LI | DENS | | VOLUM | | CRE HA |
| | | | | | | | | | | | | | | | | | | | | | CONS | MC/ HA | MC/ UA | MC/ HA | |
| 92 A 16.71 HA GF: 1-1C SUP: A TS: 4420 TP: 4114 SOL: 3101 Versant ondulat EXPOZITIE: E INC: 18 G ALTITUDINE: 580 - 680 M LITIERA: continua-normala TIP FLORA: Asperula-Dentaria Natural fundamental prod. mij. relativ-echien COMP.ACTUALA: 8 FA 1 MO 1 PAM COMP.TEL: 8FA 1 MO 1 PAM SORT: FA Gros si mijl.,cherestea VARSTA EXPL.: 110 ani SEM.UTIL: SUBARBORET: DATE COMPL.: Alte date complement. POL: ERZ: LUCRARI EXEC.: LUCRARI PROP.: T.IGIENA | | | | | | | | | | FA | 8 | IN | 90 | 32 | 26 | 3 | | .6 | RN | N | 0.64 | 300 | 5013 | 1.1 | |
| | | | | | | | | | | MO | 1 | P | 90 | 40 | 27 | 3 | I | .5 | NEC | N | 0.08 | 53 | 886 | 0.7 | |
| | | | | | | | | | | PAM | 1 | IN | 90 | 30 | 25 | 3 | I | .6 | RN | N | 0.08 | 31 | 518 | 0.3 | |
| | | | | | | | | | | TOTAL | | | 90 | | | 3 | | | | | 0.8 | 384 | 6417 | 4.0 | |
| DESCRIEREA STATIONII SI ARBORETULUI | | | | | | | | | | ELM ARB | P R P | M R E | VAR STA ANI | DM CM | HM M | C L P | A MES TEC | EL AG AJ | PROVE NIENTA | VI TA LI | DENS | | VOLUM | | CRE HA |
| | | | | | | | | | | | | | | | | | | | | | CONS | MC/ HA | MC/ UA | MC/ HA | |
| 92 B 4.15 HA GF: 1-2A 1C SUP: M TS: 4410 TP: 4117 SOL: 3206 Versant superior ondulat EXPOZITIE: E INC: 36 G ALTITUDINE: 760 - 1000 M LITIERA: continua-subtire TIP FLORA: Asperula-Dentaria Natural fundamental prod. inf. relativ-plurien COMP.ACTUALA: 10 FA COMP.TEL: 10 SORT: FA Gros si mijl.,cherestea VARSTA EXPL.: SEM.UTIL: 10 7 ani 0.3S mixt SUBARBORET: DATE COMPL.: Roca la suprafata/0,3S Alte date complement. POL: ERZ: LUCRARI EXEC.: LUCRARI PROP.: TAIERI DE CONSERVARE AJUTORAREA REG NATURALE INGRIJIREA SEMINTISULUI | | | | | | | | | | FA | 7 | IN | 170 | 50 | 25 | 4 | | .5 | RN | S | 0.42 | 185 | 768 | 0.3 | |
| | | | | | | | | | | FA | 3 | IN | 65 | 24 | 18 | 4 | I | .5 | RN | N | 0.18 | 47 | 193 | 1.4 | |
| | | | | | | | | | | TOTAL | | | 170 | | | 4 | | | | | 0.6 | 232 | 963 | 1.7 | |



| DESCRIEREA STATIONII SI ARBORETULUI | | | | | | | | | | | | | | DENS | | VOLUM | | | CRES | | | | | | | | | | |
|--|---|----|-----|----|----|---|-----|----|--------|----|------|-------|-------|-------|-------|-------|-----|----|------|-----|------|-----|-------|----|------|-------|-----|-----|------|
| ELM | P | M | VAR | DM | HM | C | A | EL | PROVE | VI | CONS | MC/HA | MC/UA | MC/HA | | | | | | | | | | | | | | | |
| ARB | R | RE | STA | CM | M | L | MES | AG | NIENTA | TA | | | | | | | | | | | | | | | | | | | |
| 92 C 2.34 HA GF: 1-2A1C SUP: M TS: 4321 TP: 4151 SOL: 3206 Versant superior ondulat EXPOZITIE: SE INC: 36 G ALTITUDINE: 890 - 960 M LITIERA: continua-subtire TIP FLORA: Asperula-Dentaria Natural fundamental prod. inf. relativ-echien COMP.ACTUALA: 9 FA 1 ME COMP.TEL: 10 SORT: FA Gros si mijl.,cherestea VARSTA EXPL.: SEM.UTIL: SUBARBORET: DATE COMPL.: Roca la suprafata/0,3S Alte date complement. POL: ERZ: LUCRARI EXEC.: LUCRARI PROP.: T.IGIENA | | | | | | | | | | | | | | FA | 9 | IN | 80 | 28 | 21 | 4 | | .5 | RN | N | 0.63 | 210 | 491 | 4.5 | |
| ME | 1 | IN | 80 | 32 | 20 | 4 | I | | .5 | RN | S | 0.07 | 18 | 42 | 0.3 | | | | | | | | | | | | | | |
| TOTAL | | | | | | | | | | | | | | 80 | | 4 | | | 0.7 | 228 | 533 | 4.8 | | | | | | | |
| 92 D 8.04 HA GF: 1-1C SUP: A TS: 4420 TP: 4114 SOL: 3101 Versant mijlociu ondulat EXPOZITIE: E INC: 28 G ALTITUDINE: 680 - 830 M LITIERA: continua-normala TIP FLORA: Asperula-Dentaria Natural fundamental prod. mij. relativ-plurien COMP.ACTUALA: 10 FA COMP.TEL: 10 SORT: FA Gros si mijl.,cherestea VARSTA EXPL.: 110 ani SEM.UTIL: SUBARBORET: DATE COMPL.: Alte date complement. POL: ERZ: LUCRARI EXEC.: LUCRARI PROP.: T.IGIENA | | | | | | | | | | | | | | FA | 2 | IN | 120 | 42 | 27 | 3 | I | .6 | RN | N | 0.16 | 80 | 643 | 0.8 | |
| FA | 8 | IN | 80 | 28 | 25 | 3 | | | .6 | RN | N | 0.64 | 281 | 2259 | 5.6 | | | | | | | | | | | | | | |
| TOTAL | | | | | | | | | | | | | | 80 | | 3 | | | 0.8 | 361 | 2902 | 6.4 | | | | | | | |
| 92N 0.21 HA GF: SUP: TS: TP: SOL: framintat EXPOZITIE: INC: ALTITUDINE: 990 M LITIERA: TIP FLORA: COMP.ACTUALA: COMP.TEL: SORT: VARSTA EXPL.: SEM.UTIL: SUBARBORET: DATE COMPL.: POL: ERZ: LUCRARI EXEC.: LUCRARI PROP.: | | | | | | | | | | | | | | ELM | P | M | VAR | DM | HM | C | A | EL | PROVE | VI | DENS | VOLUM | | | CRES |
| ARB | R | RE | STA | CM | M | L | MES | AG | NIENTA | TA | LI | CONS | MC/HA | MC/UA | MC/HA | | | | | | | | | | | | | | |
| TOTAL | | | | | | | | | | | | | | | | | | | | | | | | | | | | | |
| 92V 0.43 HA GF: SUP: TS: TP: SOL: framintat EXPOZITIE: INC: ALTITUDINE: 770 M LITIERA: TIP FLORA: COMP.ACTUALA: COMP.TEL: SORT: VARSTA EXPL.: SEM.UTIL: SUBARBORET: DATE COMPL.: Alte date complement. POL: ERZ: LUCRARI EXEC.: LUCRARI PROP.: | | | | | | | | | | | | | | ELM | P | M | VAR | DM | HM | C | A | EL | PROVE | VI | DENS | VOLUM | | | CRES |
| ARB | R | RE | STA | CM | M | L | MES | AG | NIENTA | TA | LI | CONS | MC/HA | MC/UA | MC/HA | | | | | | | | | | | | | | |
| TOTAL | | | | | | | | | | | | | | | | | | | | | | | | | | | | | |



| DESCRIEREA STATIONII SI ARBORETULUI | | | | | | | | | | | | | | ELM | P | M | VAR | DM | HM | C | A | EL | PROVE | VI | DENS | | VOLUM | | | CRES | |
|---|--|--|--|--|--|--|--|--|--|--|--|--|--|-------|---|----|-----|----|----|---|---|----|-------|----|------|-----|-------|-------|----|------|---|
| | | | | | | | | | | | | | | | | | | | | | | | | | ARB | P | GE | ANI | CM | | M |
| 93 A 15.93 HA GF: 1-1C SUP: A TS: 4420 TP: 4114 SOL: 3101 Versant ondulat EXPOZITIE: NE INC: 28 G ALTITUDINE: 690 - 910 M LITIERA: continua-normala TIP FLORA: Asperula-Dentaria Natural fundamental prod. mij. relativ-plurien COMP.ACTUALA: 9 FA 1 PAM COMP.TEL: 9FA 1 PAM SORT: FA Gros si mijl., cherestea VARSTA EXPL.: 110 ani SEM.UTIL: SUBARBORET: DATE COMPL.: Alte date complement. POL: ERZ: LUCRARI EXEC.: LUCRARI PROP.: T.IGIENA | | | | | | | | | | | | | | FA | 1 | IN | 130 | 44 | 27 | 3 | I | .5 | RN | N | 0.08 | 40 | 637 | 0.3 | | | |
| | | | | | | | | | | | | | | FA | 8 | IN | 90 | 30 | 25 | 3 | | .6 | RN | N | 0.64 | 281 | 4476 | 5.1 | | | |
| | | | | | | | | | | | | | | PAM | 1 | IN | 90 | 32 | 24 | 3 | I | .6 | RN | N | 0.08 | 29 | 462 | 0.3 | | | |
| | | | | | | | | | | | | | | TOTAL | | | 90 | | | 3 | | | | | 0.8 | 350 | 5575 | 5.8 | | | |
| DESCRIEREA STATIONII SI ARBORETULUI | | | | | | | | | | | | | | ELM | P | M | VAR | DM | HM | C | A | EL | PROVE | VI | DENS | | VOLUM | | | CRES | |
| | | | | | | | | | | | | | | | | | | | | | | | | | ARB | P | GE | ANI | CM | | M |
| 93 B 5.96 HA GF: 1-2A1C SUP: M TS: 4410 TP: 4117 SOL: 3206 Versant mijlociu framintat EXPOZITIE: NE INC: 40 G ALTITUDINE: 820 - 1000 M LITIERA: continua-subtire TIP FLORA: Asperula-Dentaria Natural fundamental prod. inf. relativ-plurien COMP.ACTUALA: 10 FA COMP.TEL: 10 SORT: FA Gros si mijl., cherestea VARSTA EXPL.: SEM.UTIL: SUBARBORET: DATE COMPL.: Roca la suprafata/0,4S Alte date complement. POL: ERZ: LUCRARI EXEC.: LUCRARI PROP.: TAIERI DE CONSERVARE AJUTORAREA REG NATURALE | | | | | | | | | | | | | | FA | 8 | IN | 170 | 56 | 26 | 4 | | .5 | RN | S | 0.56 | 262 | 1562 | 1.1 | | | |
| | | | | | | | | | | | | | | FA | 2 | IN | 100 | 34 | 23 | 4 | I | .5 | RN | N | 0.14 | 54 | 322 | 0.8 | | | |
| | | | | | | | | | | | | | | TOTAL | | | 170 | | | 4 | | | | | 0.7 | 316 | 1884 | 1.8 | | | |
| DESCRIEREA STATIONII SI ARBORETULUI | | | | | | | | | | | | | | ELM | P | M | VAR | DM | HM | C | A | EL | PROVE | VI | DENS | | VOLUM | | | CRES | |
| | | | | | | | | | | | | | | | | | | | | | | | | | ARB | P | GE | ANI | CM | | M |
| 93 C 1.39 HA GF: 1-2A1C SUP: M TS: 4420 TP: 4114 SOL: 3101 Versant superior ondulat EXPOZITIE: E INC: 36 G ALTITUDINE: 1000 M LITIERA: continua-normala TIP FLORA: Asperula-Dentaria Natural fundamental prod. mij. relativ-echien COMP.ACTUALA: 9 FA 1 ME COMP.TEL: 10 SORT: FA Gros si mijl., cherestea VARSTA EXPL.: SEM.UTIL: SUBARBORET: DATE COMPL.: Roca la suprafata/0,1S Alte date complement. POL: ERZ: LUCRARI EXEC.: LUCRARI PROP.: T.IGIENA | | | | | | | | | | | | | | FA | 9 | IN | 75 | 26 | 23 | 3 | | .6 | RN | N | 0.63 | 242 | 336 | 1.1 | | | |
| | | | | | | | | | | | | | | ME | 1 | IN | 70 | 30 | 22 | 3 | I | .6 | RN | S | 0.07 | 20 | 28 | 0.1 | | | |
| | | | | | | | | | | | | | | TOTAL | | | 75 | | | 3 | | | | | 0.7 | 262 | 364 | 0.8 | | | |
| DESCRIEREA STATIONII SI ARBORETULUI | | | | | | | | | | | | | | ELM | P | M | VAR | DM | HM | C | A | EL | PROVE | VI | DENS | | VOLUM | | | CRES | |
| | | | | | | | | | | | | | | | | | | | | | | | | | ARB | P | GE | ANI | CM | | M |
| 93N 0.23 HA GF: SUP: TS: TP: SOL: framintat EXPOZITIE: INC: ALTITUDINE: 990 M LITIERA: TIP FLORA: COMP.ACTUALA: COMP.TEL: SORT: VARSTA EXPL.: SEM.UTIL: SUBARBORET: DATE COMPL.: POL: ERZ: LUCRARI EXEC.: LUCRARI PROP.: | | | | | | | | | | | | | | | | | | | | | | | | | | | | TOTAL | | | |



DESCRIEREA STATIONII SI ARBORETULUI

94 40.01 HA GF: 1-2A 1C SUP: M TS: 4420 TP: 4114
 SOL: 3101 Versant ondulat EXPOZITIE: NE
 INC: 36 G ALTITUDINE: 700 - 1050 M
 LITIERA: continua-normala TIP FLORA: Asperula-Dentaria
 Natural fundamental prod. mij. relativ-plurien
 COMP.ACTUALA: 9 FA 1 ME
 COMP.TEL: 10
 SORT: FA Gros si mijl.,cherestea VARSTA EXPL.:
 SEM.UTIL:
 SUBARBORET:
 DATE COMPL.: Roca la suprafata/0,2S Alte date complement.
 POL: ERZ:
 LUCRARI EXEC.:
 LUCRARI PROP.: RARITURI

| ELM | P | M | VAR | DM | HM | C | A | EL | PROVE | VI | DENS | | VOLUM | | | CREN | | | |
|-------|---|----|-----|----|----|---|---|----|-------|----|------|-----|-------|-----|----|------|-----|-------|-----|
| | | | | | | | | | | | ARB | R | RE | STA | CM | | M | L | MES |
| FA | 1 | IN | 120 | 44 | 27 | 3 | 1 | .6 | RN | N | 0.08 | 40 | 1600 | 0.4 | | | | | |
| FA | 8 | IN | 60 | 22 | 21 | 3 | | .5 | RN | N | 0.64 | 213 | 8522 | 6.5 | | | | | |
| ME | 1 | IN | 60 | 28 | 21 | 3 | 1 | .5 | RN | N | 0.08 | 22 | 880 | 0.3 | | | | | |
| TOTAL | | | | | | | | | | | 60 | | 3 | | | 0.8 | 275 | 11002 | 7.2 |

DESCRIEREA STATIONII SI ARBORETULUI

95 A 3.94 HA GF: 1-2A 1C SUP: M TS: 4322 TP: 4114
 SOL: 3201 Versant ondulat EXPOZITIE: SV
 INC: 36 G ALTITUDINE: 680 - 800 M
 LITIERA: continua-normala TIP FLORA: Asperula-Dentaria
 Na fundamental prod. mij. relativ-plurien
 COMP.ACTUALA: 10 FA
 COMP.TEL: 10
 SORT: FA Gros si mijl.,cherestea VARSTA EXPL.:
 SEM.UTIL:
 SUBARBORET:
 DATE COMPL.: Roca la suprafata/0,2S Alte date complement.
 POL: ERZ:
 LUCRARI EXEC.:
 LUCRARI PROP.: T.IGIENA

| ELM | P | M | VAR | DM | HM | C | A | EL | PROVE | VI | DENS | | VOLUM | | | CREN | | | |
|-------|---|----|-----|----|----|---|---|----|-------|----|------|-----|-------|-----|----|------|-----|------|-----|
| | | | | | | | | | | | ARB | R | RE | STA | CM | | M | L | MES |
| FA | 1 | IN | 130 | 46 | 27 | 3 | 1 | .6 | RN | N | 0.07 | 35 | 138 | 0.3 | | | | | |
| FA | 9 | IN | 85 | 30 | 25 | 3 | | .6 | RN | N | 0.63 | 277 | 1091 | 3.3 | | | | | |
| TOTAL | | | | | | | | | | | 85 | | 3 | | | 0.7 | 312 | 1229 | 3.4 |

DESCRIEREA STATIONII SI ARBORETULUI


95 B 19.08 HA GF: 1-2A 1C SUP: M TS: 4420 TP: 4114
 SOL: 3101 Versant ondulat EXPOZITIE: SV
 INC: 39 G ALTITUDINE: 800 - 880 M
 LITIERA: continua-normala TIP FLORA: Asperula-Dentaria
 Natural fundamental prod. mij. relativ-plurien
 COMP.ACTUALA: 10 FA
 COMP.TEL: 10
 SORT: FA Gros si mijl.,cherestea VARSTA EXPL.:
 SEM.UTIL:
 SUBARBORET:
 DATE COMPL.: Doborituri izolate Roca la suprafata/0,3S
 Alte date complement.
 POL: ERZ:
 LUCRARI EXEC.:
 LUCRARI PROP.: T.IGIENA

| ELM | P | M | VAR | DM | HM | C | A | EL | PROVE | VI | DENS | | VOLUM | | | CREN | | | |
|-------|---|----|-----|----|----|---|---|----|-------|----|------|-----|-------|-----|----|------|-----|------|-----|
| | | | | | | | | | | | ARB | R | RE | STA | CM | | M | L | MES |
| FA | 2 | IN | 130 | 44 | 27 | 3 | 1 | .6 | RN | N | 0.16 | 80 | 1526 | 0.8 | | | | | |
| FA | 8 | IN | 85 | 30 | 25 | 3 | | .5 | RN | N | 0.64 | 281 | 5361 | 3.3 | | | | | |
| TOTAL | | | | | | | | | | | 85 | | 3 | | | 0.8 | 361 | 6887 | 3.9 |

DESCRIEREA STATIONII SI ARBORETULUI

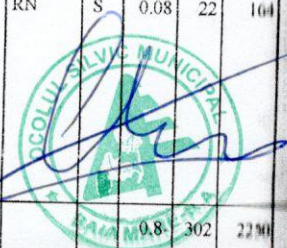
96 A 1.75 HA GF: 1-1C SUP: A TS: 4420 TP: 4114
 SOL: 3101 Versant inferior ondulat EXPOZITIE: NE
 INC: 24 G ALTITUDINE: 590 M
 LITIERA: continua-normala TIP FLORA: Asperula-Dentaria
 Natural fundamental prod. mij. relativ-echien
 COMP.ACTUALA: 10 FA
 COMP.TEL: 10
 SORT: FA Gros si mijl.,cherestea VARSTA EXPL.: 110 ani
 SEM.UTIL:
 SUBARBORET:
 DATE COMPL.: Alte date complement.
 POL: ERZ:
 LUCRARI EXEC.:
 LUCRARI PROP.: T.IGIENA

| ELM | P | M | VAR | DM | HM | C | A | EL | PROVE | VI | DENS | | VOLUM | | | CREN | | | |
|-------|----|----|-----|----|----|---|---|----|-------|----|------|-----|-------|-----|----|------|-----|-----|-----|
| | | | | | | | | | | | ARB | R | RE | STA | CM | | M | L | MES |
| FA | 10 | IN | 90 | 30 | 25 | 3 | | .5 | RN | N | 0.70 | 308 | 539 | 1.8 | | | | | |
| TOTAL | | | | | | | | | | | 90 | | 3 | | | 0.7 | 308 | 539 | 1.8 |



2
2
96
e
2
N
96A

| DESCRIEREA STATIONII SI ARBORETULUI | | | | | | | | | | ELM | P | M | VAR | DM | HM | C | A | EL | PROVE | VI | DENS | VOLUM | | | CRIM | |
|--|--|--|--|--|--|--|--|--|--|-------|---|----|-----|----|----|---|-----|----|--------|----|------|-------|-------|-------|------|-----|
| | | | | | | | | | | ARB | R | RE | STA | CM | M | L | MES | AG | NIENTA | TA | CONS | MC/HA | MC/UA | MC/HA | | |
| 96 B 7.03 HA GF: 1-2A1C SUP: M TS: 4420 TP: 4114 SOL: 3101 Versant mijlociu ondulat EXPOZITIE: SE INC: 36 G ALTITUDINE: 590 - 910 M LITIERA: continua-subtire TIP FLORA: Asperula-Dentaria relativ-echien Natural fundamental prod. mij. COMP.ACTUALA: 9 FA 1 MO COMP.TEL: 9FA 1 MO SORT: FA Gros si mijl.,cherestea VARSTA EXPL.: SEM UTIL: SUBARBORET: DATE COMPL.: Roca la suprafata/0,3S Alte date complement. POL: LUCRARI EXEC.: LUCRARI PROP.: T.IGIENA | | | | | | | | | | FA | 9 | IN | 95 | 34 | 27 | 3 | | .6 | RN | N | 0.72 | 359 | 2524 | 5.8 | | |
| | | | | | | | | | | MO | 1 | P | 90 | 42 | 28 | 3 | 1 | .5 | NEC | N | 0.08 | 56 | 394 | 0.7 | | |
| | | | | | | | | | | TOTAL | | | 95 | | | | | | | | 0.8 | 415 | 2918 | 6.0 | | |
| 96 C 17.01 HA GF: 1-1C SUP: A TS: 4322 TP: 4114 SOL: 3201 Versant ondulat EXPOZITIE: E INC: 17 G ALTITUDINE: 600 - 650 M LITIERA: continua-normala TIP FLORA: Asperula-Dentaria relativ-plurien Natural fundamental prod. mij. COMP.ACTUALA: 9 FA 1 PAM COMP.TEL: 9FA 1 PAM SORT: FA Gros si mijl.,cherestea VARSTA EXPL.: 110 ani SEM UTIL: SUBARBORET: DATE COMPL.: Alte date complement. POL: LUCRARI EXEC.: LUCRARI PROP.: T.IGIENA(T. progresive decH) | | | | | | | | | | FA | 7 | IN | 95 | 34 | 26 | 3 | | .6 | RN | N | 0.56 | 262 | 4457 | 4.1 | | |
| | | | | | | | | | | FA | 2 | IN | 60 | 22 | 21 | 3 | 1 | .5 | RN | N | 0.16 | 53 | 902 | 1.6 | | |
| | | | | | | | | | | PAM | 1 | IN | 95 | 32 | 24 | 3 | 1 | .6 | RN | N | 0.08 | 29 | 493 | 0.1 | | |
| | | | | | | | | | | TOTAL | | | 95 | | | | | | | | | 0.8 | 344 | 5852 | 5.8 | |
| 96 D 14.77 HA GF: 1-2A1C SUP: M TS: 4420 TP: 4114 SOL: 3101 Versant inferior framintat EXPOZITIE: SE INC: 36 G ALTITUDINE: 580 - 710 M LITIERA: continua-normala TIP FLORA: Asperula-Dentaria relativ-plurien Natural fundamental prod. mij. COMP.ACTUALA: 8 FA 1 CA 1 PAM COMP.TEL: 9FA 1 PAM SORT: FA Gros si mijl.,cherestea VARSTA EXPL.: SEM UTIL: SUBARBORET: DATE COMPL.: Roca la suprafata/0,3S Alte date complement. POL: LUCRARI EXEC.: LUCRARI PROP.: T.IGIENA | | | | | | | | | | FA | 1 | IN | 140 | 46 | 28 | 3 | 1 | .6 | RN | N | 0.08 | 42 | 620 | 0.8 | | |
| | | | | | | | | | | FA | 7 | IN | 80 | 28 | 24 | 3 | | .6 | RN | N | 0.56 | 230 | 3397 | 4.8 | | |
| | | | | | | | | | | CA | 1 | IN | 70 | 22 | 21 | 3 | 1 | .6 | RN | N | 0.08 | 22 | 325 | 0.8 | | |
| | | | | | | | | | | PAM | 1 | IN | 80 | 30 | 22 | 3 | 1 | .5 | RN | N | 0.08 | 25 | 369 | 0.8 | | |
| | | | | | | | | | | TOTAL | | | 80 | | | | | | | | | 0.8 | 319 | 4711 | 4.8 | |
| 96 E 7.45 HA GF: 1-1C SUP: A TS: 4420 TP: 4114 SOL: 3101 Versant superior ondulat EXPOZITIE: NE INC: 26 G ALTITUDINE: 650 - 910 M LITIERA: continua-normala TIP FLORA: Asperula-Dentaria relativ-plurien Natural fundamental prod. mij. COMP.ACTUALA: 9 FA 1 ME COMP.TEL: 10 SORT: FA Gros si mijl.,cherestea VARSTA EXPL.: 110 ani SEM UTIL: SUBARBORET: DATE COMPL.: Alte date complement. POL: LUCRARI EXEC.: LUCRARI PROP.: RARITURI | | | | | | | | | | FA | 3 | IN | 120 | 42 | 27 | 3 | 1 | .6 | RN | N | 0.24 | 120 | 894 | 1.2 | | |
| | | | | | | | | | | FA | 6 | IN | 60 | 24 | 21 | 3 | | .5 | RN | N | 0.48 | 160 | 1192 | 1.4 | | |
| | | | | | | | | | | ME | 1 | IN | 60 | 28 | 21 | 3 | 1 | .5 | RN | S | 0.08 | 22 | 164 | 0.4 | | |
| | | | | | | | | | | TOTAL | | | 60 | | | | | | | | | | 0.8 | 302 | 2290 | 2.8 |



9
E
N
96E